

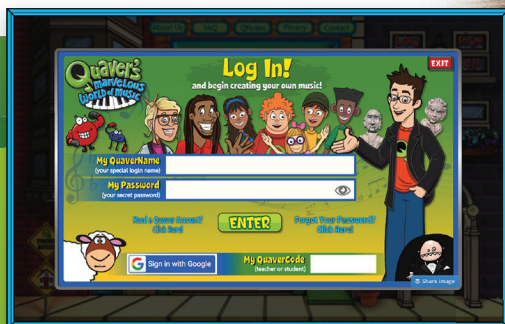
# Continue Your Musical Journey

with

# Quaver

After all the fun we have in music class at **QuaverMusic.com**, I hope your child will continue their musical journey at home! This step-by-step guide will help them login on any device at home, at the library, or anywhere with Internet access.

## It's as easy as 1-2-3!



1

Go to the JCCS Classlink Launchpad.  
Enter your Classlink name and password.

firstname.lastname

My Quaver Password:

JCPS1234

### New to Quaver?

If you're new to QuaverMusic, click **SIGN UP** instead, and create a username and password your child can remember. Enter the code below in the **MY QUAVERCODE** field to link them to our music class!

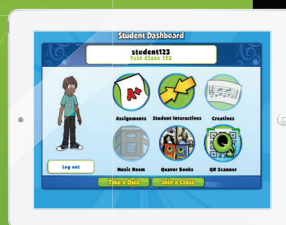
## 2 Get to know your Student Dashboard

Depending on your device, you'll be taken directly to **Quaver Street** (on a computer) or to your child's **Student Dashboard** (on a mobile device).

From your **computer**, click

**STUDENT**

to open the same Dashboard.



Your child's QuaverMusic.com experience all happens right here on the **Student Dashboard**!

**Click any icon to explore:**

**Assignments:** Here you'll find any assignments or assessments sent from your child's teacher.

**Student Interactives:** Explore a full menu of engaging web-based activities that your child may recognize from our lessons.

**Creatives:** When accessed from a computer, your student can compose their own pieces on piano, drums, guitar and more!


**QuaverBooks:** Here your child can explore digital books about musical styles and time periods and take quizzes to test what they've learned.





**3** When logged in on a computer, your child might also like to explore the rest of Quaver's World – included for **FREE** with our use of QuaverMusic in the classroom.

Each section of the site holds endless possibility and inspiration for young musicians. Click [APPS](#) at the bottom of **Quaver Street** to explore these areas:



- Studio:** Composition apps for piano, drums, guitar, dance, and audio loops
- Music Room:** Musical arcade games, avatar customization tools, and site-wide contests
- Metro:** Virtual field trips to explore musical styles around the world
- Lab:** Ear training drills, apps to dissect sound waves, and add sound effects to silent movies
- Shop:** A phone box that travels through history, talking composers, and much more!



Your child may also enjoy entering their creations in contests or rating other student creations from the [CONTESTS](#) on the homepage!



[Click to Access QuaverMusic Without Adobe Flash](#)

[Find out more about QuaverMusic.com in our Info Center](#) | [Ask Quaver \(FAQ\)](#) | [Privacy Policy](#)

Copyright © MMXII, by QuaverMusic.com, LLC All rights reserved.



**Note:**

We are completing our transition away from Adobe Flash this year. Until that transition is complete, some features are only available when Flash is enabled. To access Quaver Street and the rest of Quaver's World, click the button at the bottom of your screen labeled "Click to Access QuaverMusic with Adobe Flash."



I hope you and your child have a blast exploring all the musical fun at QuaverMusic.com. Please let me know how it goes!

Sincerely,

Kim Savage  
 JCPS Music Teacher  
[ksavage@jasper.k12.ga.us](mailto:ksavage@jasper.k12.ga.us)